


NUS career+ User Guide.

Outline.

1. Access
2. Onboarding
3. Home
4. Jobs
5. Learn
6. Events
7. Profile

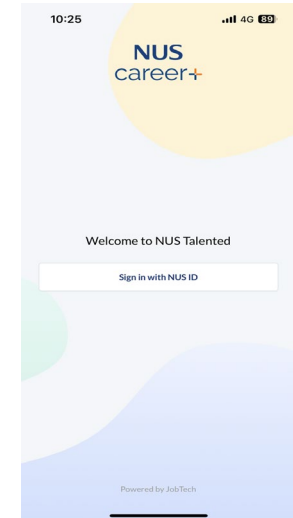
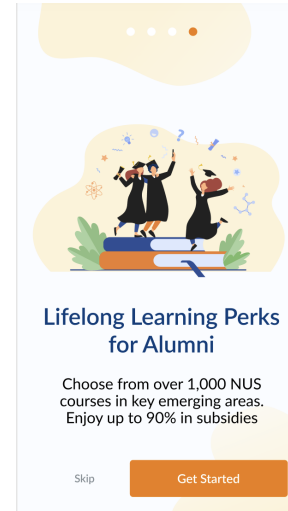

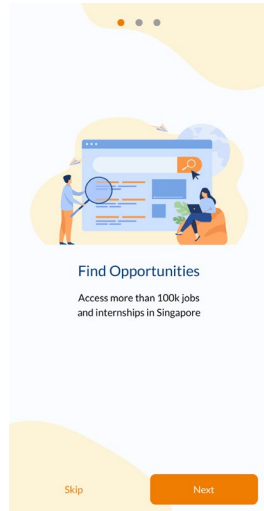
Access.

Download the NUS career+ app from Google Playstore (android phones) or Apple store (iOS).



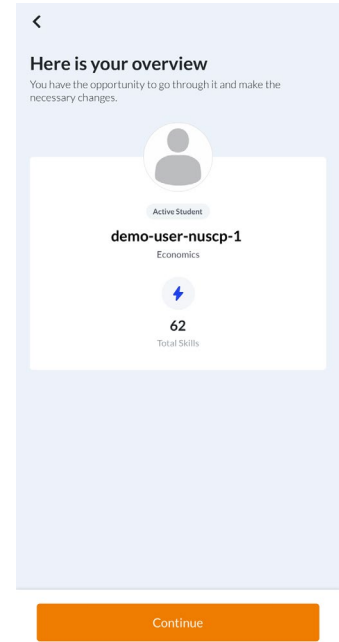
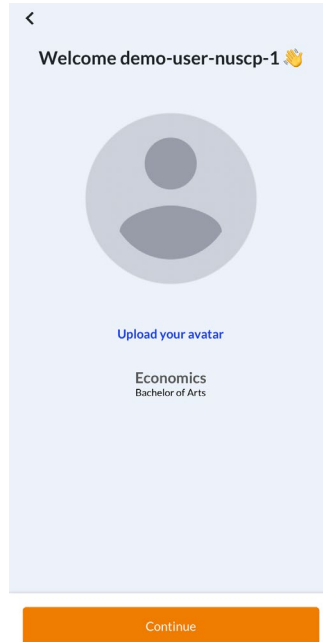
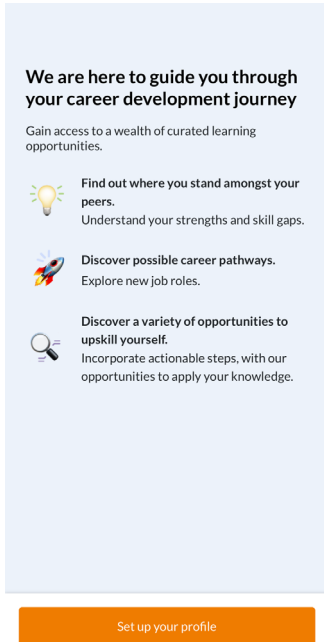
Access.

Launch the app once downloaded and login using NUS email address



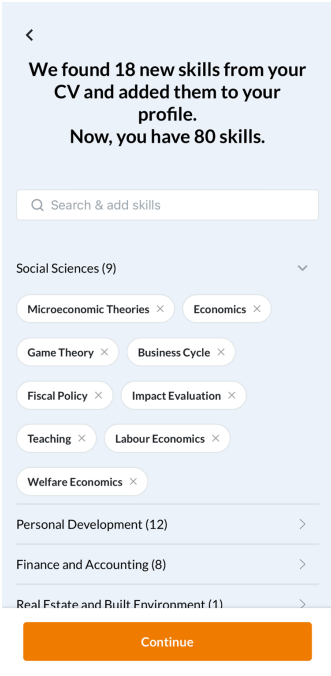
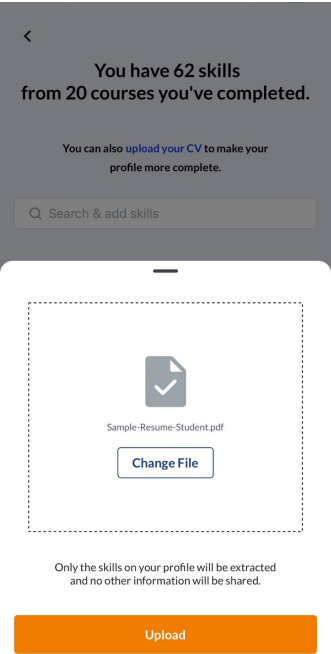
Onboarding.

NUS career+ will be able to track the courses users have taken and extract the skills users have gained from them.



Onboarding.

Users may also upload a CV to extract the skills that go beyond what users have learned in class.



[illegible]

Here are some aspired roles. You can pick up to 3.

You can also search and select a role of your choice

Search for a role

Sales Manager

Low

Test Analyst

Strong

System Engineer

Medium

Here are some recommendations for you

Systems Analyst

Medium


Data Engineer

Medium

System Administrator

Medium

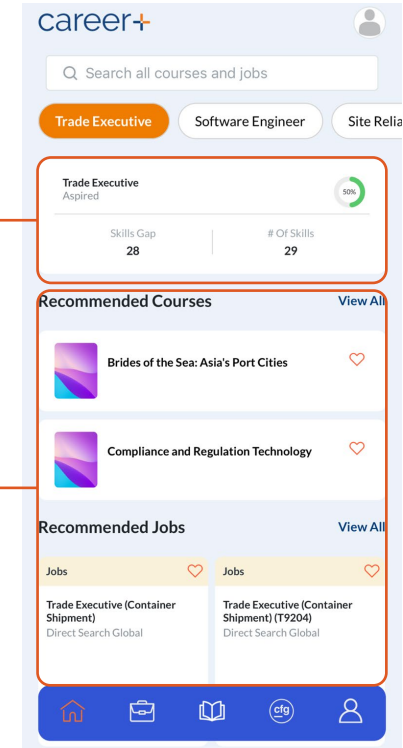
Please wait a moment
as we prepare your
recommendations...



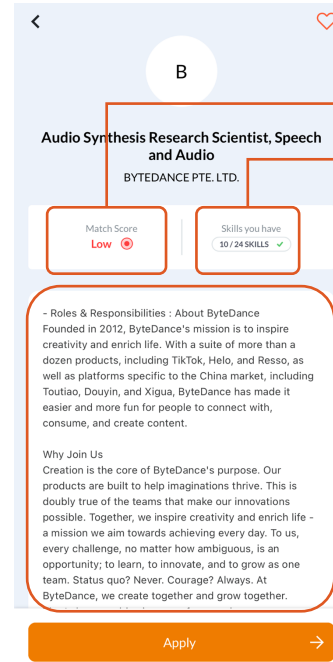
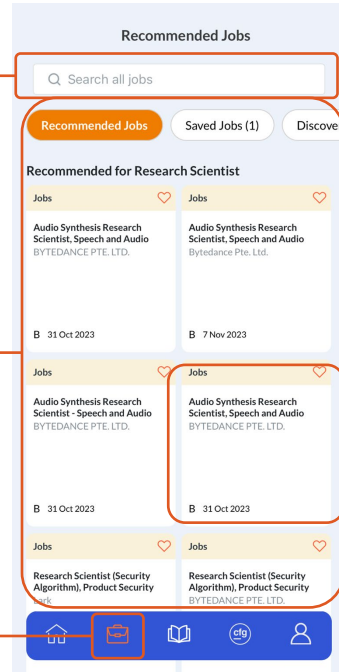
Home.

- Users can view their Career Readiness Index based on the selections they have made for their aspired roles
 - Career Readiness is an indicator of how ready users are for the selected career based on current market conditions
 - The skill gaps for that career will also be shown

- Users can view the recommended courses and jobs based on their aspired roles



Jobs.



Users will be able to see their match score for the job here

Users can see the number of skills matched for this job

Job description will be posted

Users will be directed when they click on the job posting

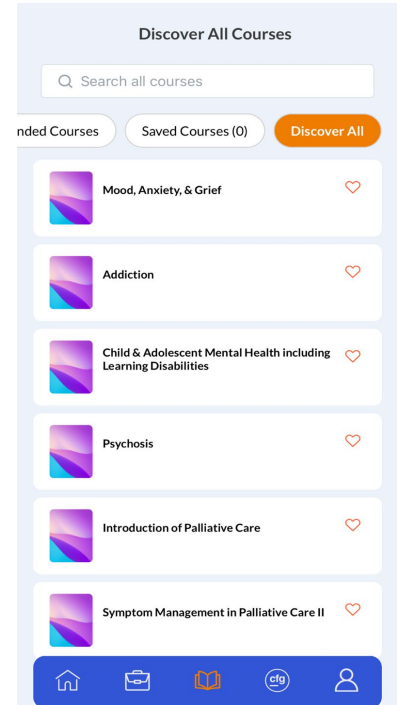
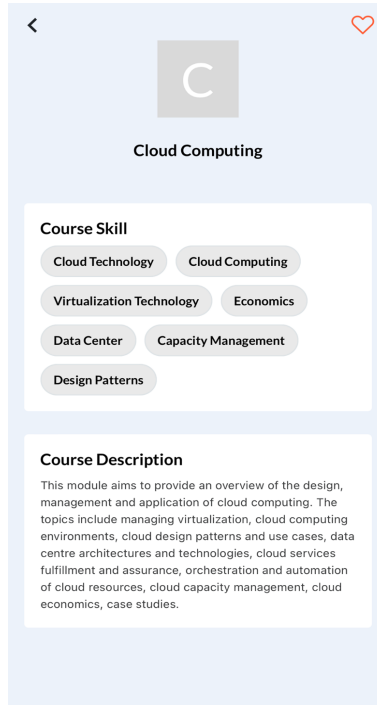
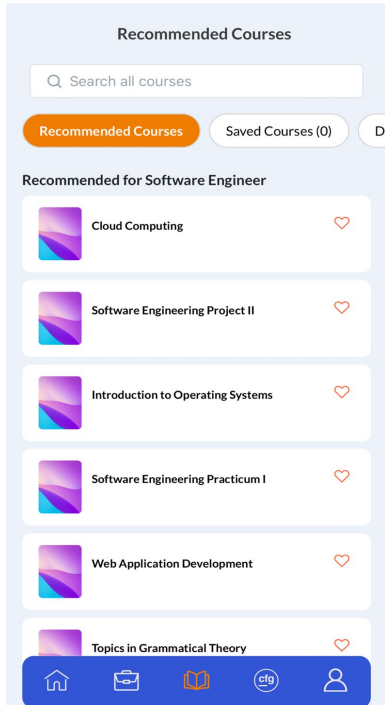
Users can search for jobs using the search bar

Users can toggle between the three tabs for different results.

Users can access the jobs feature by clicking here


Learn.

Users will be able to view full list of recommended courses and full list of courses under “Recommended Courses”, “Discover All” respectively together with their specific course details .



Events. - For current students

Students will have full access to latest career workshops, career fairs and career briefings.



Users can click on any sessions that they are interested in and re-directed them to the phone browser and to the page containing the details of the event

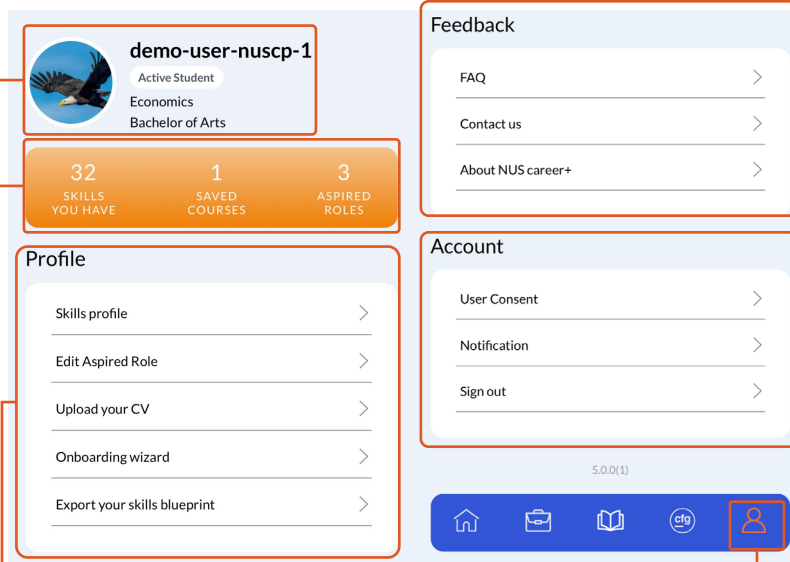
Users can access events tab by clicking here

Profile.

User information will be displayed here

This is where users may see an outline of their skills, courses, and aspired roles.

Within the profile area, users have the ability to access their skills profile, make edits and changes to their aspired roles, re-upload their resume, repeat the onboarding process, and export their skills blueprint.



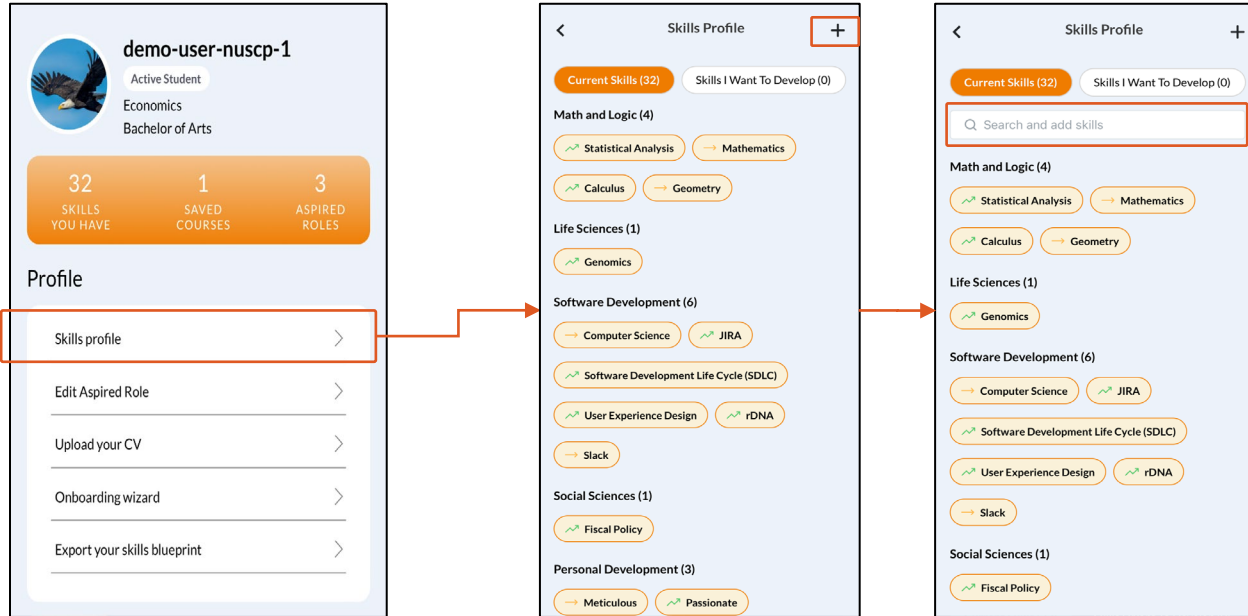
Users may get answers to frequently asked questions, send a message, and discover more about NUS career+.

This is where users may read the user consent, change their notification settings, and log out of their accounts.

Users can access profile by clicking here

Profile.

Under skills profile, users will be able to search for skills, add the skills if they have them, if not search for courses to close the gap.



The upward trend line signifies an increasing need for this skill, while a straight line shows a constant demand, and a downward line suggests a falling demand.

Profile.

Users can also look specifically at the skills they want to develop and search for courses for that skill to close the gap.

