

## Step by Step guide for 'Academic Plan Application for Restricted Minor/2<sup>nd</sup> Major'

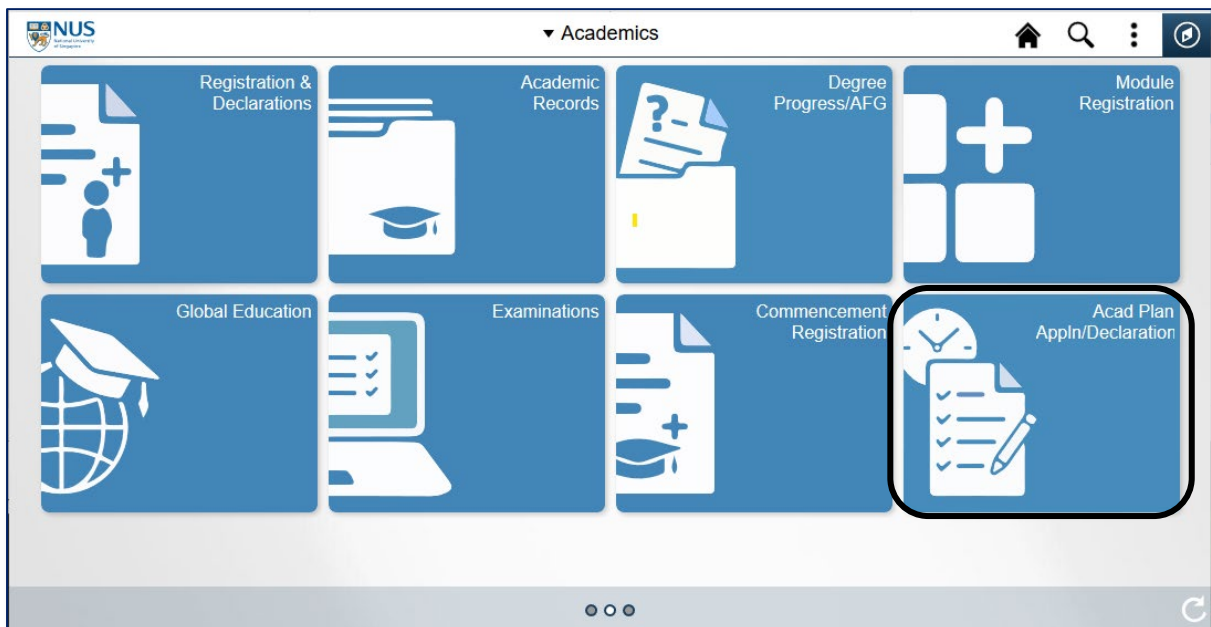
### 1) Navigate to Academic Plan Declaration

Once you have logged in, you will see **My Homepage** with picture icons which you can select and navigate to the respective pages in EduRec.

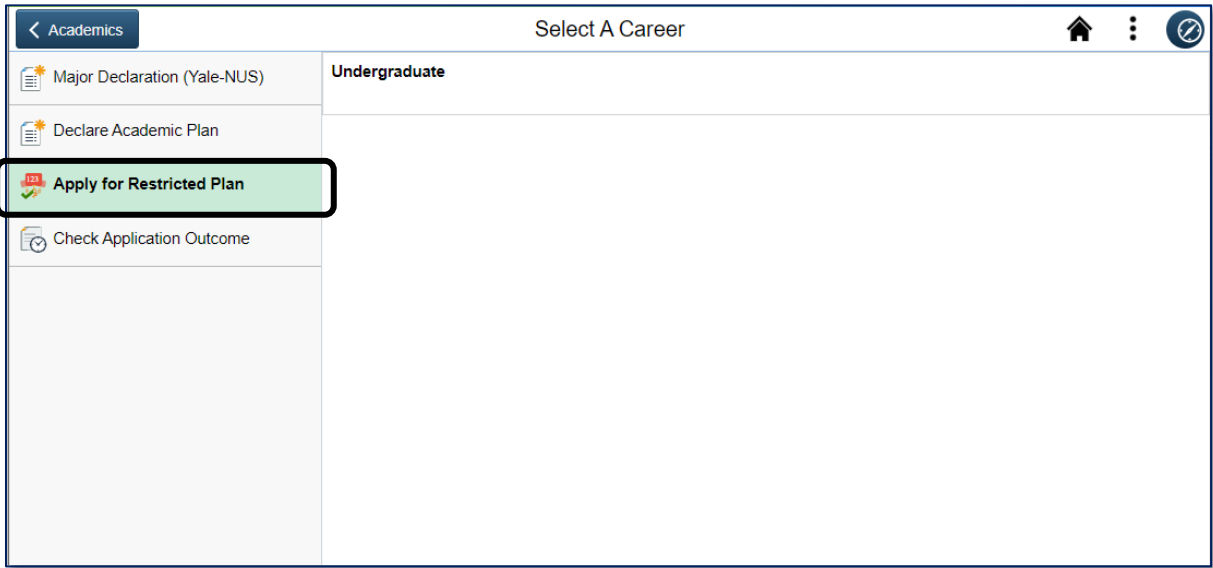
☞ Click Academics icon.



☞ Click Acad Plan Appln/Declaration Icon.

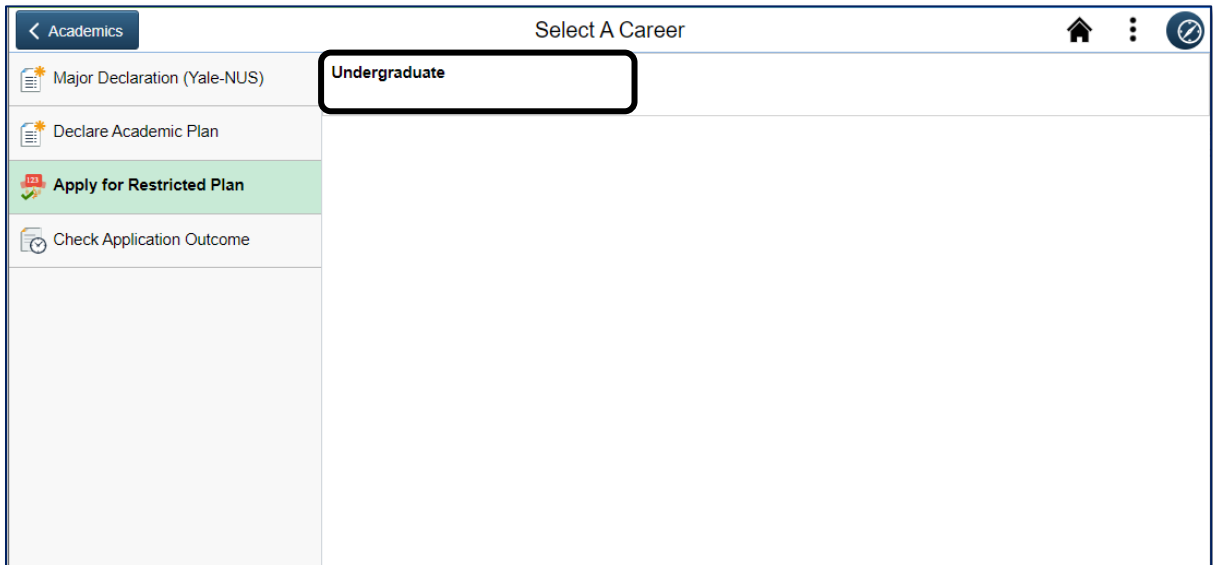


2) Select 'Apply for Restricted Plan'.



3) Select your Career.

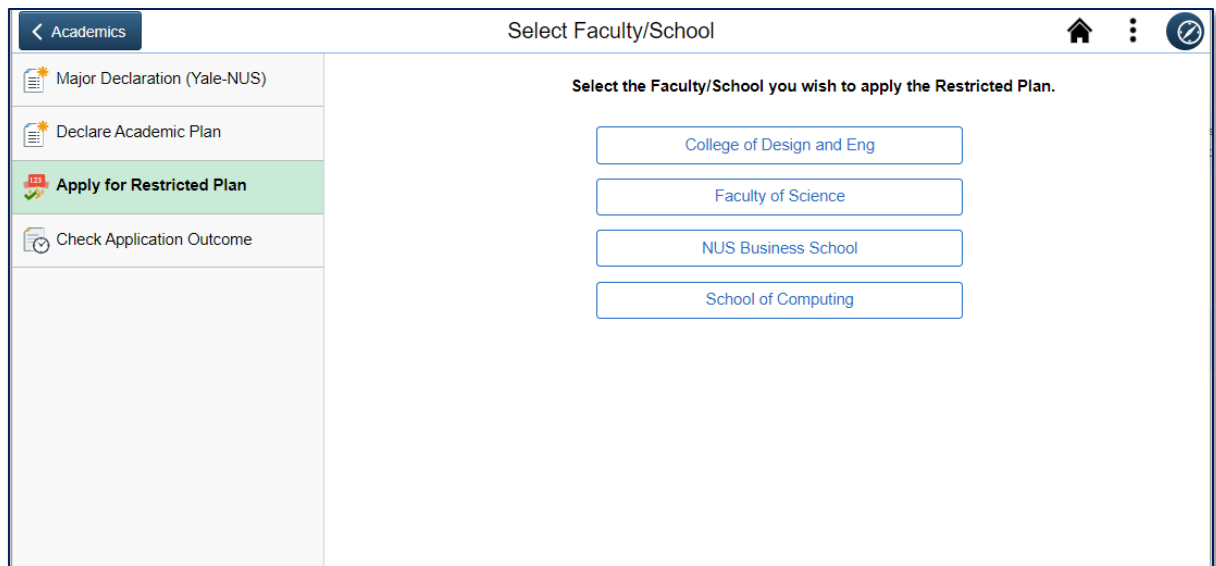
👉 Click 'Undergraduate'.



#### 4) Select the Faculty/School you wish to apply the Restricted Plan

You will see a page that shows the offering Faculties/Schools for the Restricted Plans

☞ Click on the offering Faculty/School button for the Restricted Plan you wish to apply.

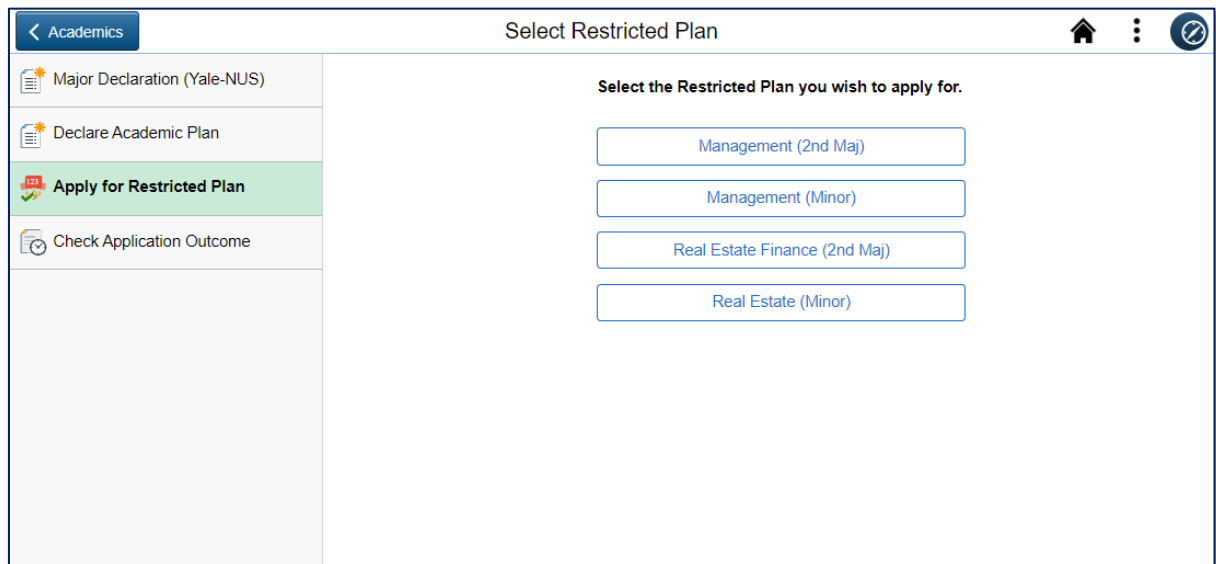


The screenshot shows a mobile application interface for the Academics department. The title bar at the top reads "Select Faculty/School". On the left, there is a vertical navigation menu with four items: "Major Declaration (Yale-NUS)", "Declare Academic Plan", "Apply for Restricted Plan" (highlighted in green), and "Check Application Outcome". The main content area on the right contains the heading "Select the Faculty/School you wish to apply the Restricted Plan." and four blue buttons stacked vertically: "College of Design and Eng", "Faculty of Science", "NUS Business School", and "School of Computing".

#### 5) Select Restricted Plan

You will see a page that shows the available Restricted Plans from the Faculty/School for selection.

☞ Click on the restricted plan you wish to apply for.



The screenshot shows a mobile application interface for the Academics department. The title bar at the top reads "Select Restricted Plan". On the left, there is a vertical navigation menu with four items: "Major Declaration (Yale-NUS)", "Declare Academic Plan", "Apply for Restricted Plan" (highlighted in green), and "Check Application Outcome". The main content area on the right contains the heading "Select the Restricted Plan you wish to apply for." and four blue buttons stacked vertically: "Management (2nd Maj)", "Management (Minor)", "Real Estate Finance (2nd Maj)", and "Real Estate (Minor)".

6) Fill in the application page accordingly and click 'Submit' once done.

**Restricted Second Major/Minor Application for Academic Year 2022/2023 Semester 1  
Real Estate Finance (2nd Maj)**

**2nd Major in Real Estate Finance**

Real estate is an integral part of urban development and cityscape. In a rapidly urbanized world, real estate investment and real estate finance are increasingly crucial for the ownership, sustainable development and usage of valuable real estate resources. The 2nd Major in Real Estate Finance is open to NUS students (from Cohort 2019/2020 onwards) except students pursuing the BSc (Real Estate) degree.

1. You can view the requirements at: <https://www.sde.nus.edu.sg/rst/undergraduate/special-programmes/major-in-real-estate-finance/>
2. It is the responsibility of students pursuing 2nd Major in Real Estate Finance to ensure that they take the relevant modules to fulfill the respective requirements.
3. Indicate the module(s) which you have previously obtained and wants to be waived in order to take a module listed in the 2nd Major Real Estate Finance.
4. You are to indicate the **10 Modules** that you are intending to read below.
5. You are to provide the reason(s) for taking up the 2nd Major in Real Estate Finance in the following space provided:  
Key in your personal reason(s) here

Upload Unofficial Transcript

Attached File	Add Attachment	View Attachment	Delete Attachment
1	Add Attachment	View Attachment	Delete Attachment

Please indicate the modules you wish to read for this Restricted Plan

Term	Subject Area	Catalog Nbr	Description	Units
1				

**Submit**

You will see a confirmation message that your application is submitted.

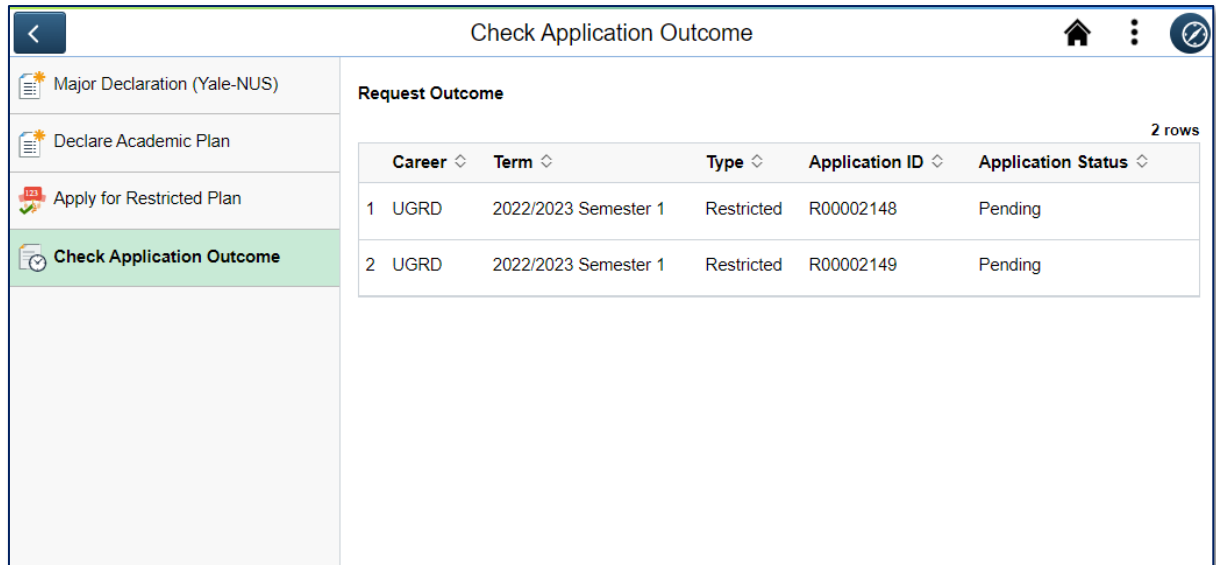
**Restricted**

Your Application has been submitted on 2022-Mar-30 10:13:02

Application Number: R00002149

## 7) Check Application Outcome

Once the application is submitted, click on 'Check Application Outcome' to check the status of the application.



Request Outcome					
2 rows					
	Career	Term	Type	Application ID	Application Status
1	UGRD	2022/2023 Semester 1	Restricted	R00002148	Pending
2	UGRD	2022/2023 Semester 1	Restricted	R00002149	Pending