

# UNDERGRADUATE ADMISSIONS APPLICATION GUIDE FOR APPLICANTS WITH

- **International Qualifications**

---

ACADEMIC YEAR 2025/ 2026

**NATIONAL UNIVERSITY OF SINGAPORE**  
OFFICE OF ADMISSIONS

# APPLICATION OVERVIEW

## Apply to NUS

Submit an online application via [Applicant Portal](#).

Your application is completed upon:

- Receiving an email titled “Acknowledgement of Application to NUS Undergraduate Programmes” (**check spam/ junk mail**)
- Submitting all supporting documents
- Making the [application fee payment](#)

**An incomplete application will affect the application outcome.**

## Check Application Outcome

Admissions outcomes will be released progressively between April and July (based on qualification).

Check your application outcome via [Applicant Portal](#). Do check your Junk/ Spam email folders.

## Start of Academic Journey

Successful applicants who received and accepted NUS offer can expect to begin their studies at NUS at the start of the [academic year](#) after completing their [freshman registration](#).

1

## Research and Prepare

Read up on [NUS programmes](#) offered. Shortlist your choices and check that you fulfil the [programme prerequisites](#).

Refer to the Education and Supporting Document Guide for the list of documents to prepare for submission.

2

3

## Attend Admissions Assessment (if applicable)

Shortlisted applicants may be notified via email to attend admissions assessment (interviews and/or tests).

Refer to the [Admissions Assessment and Tests](#) page for details.

4

5

## Respond to Admission Outcome

Respond to your admission outcome by the stipulated deadline. Otherwise, your offer will lapse.

You are advised to accept the offer while waiting for an appeal outcome or outcome from another university.

6

# Content Page

<b>APPLICATION TIPS .....</b>	<b>3</b>
How to apply? .....	3
How to log in to Applicant Portal? .....	3
How to reset or start a fresh application?.....	4
How to update or amend information submitted?.....	4
How to upload additional supporting documents after applying? .....	5
How to save my application and return later to complete it? .....	5
<b>APPLICATION STEPS.....</b>	<b>6</b>
Apply With/ As.....	6
Declaration of University Candidature .....	6
Declaration of International High School Qualification .....	7
Personal Details .....	7
Residential Address .....	8
Alternative Contact.....	8
National Service (NS) in Singapore .....	9
Choice of Study.....	9
Education and Supporting Documents.....	10
Achievements .....	10
Health and Support.....	10
Other Information .....	10
Tuition Grant (TG).....	10
Financial Aid.....	11
Household Income.....	11
Documents.....	11
Declaration .....	11
Application Confirmation .....	11
Acknowledgement Page .....	12

# APPLICATION TIPS

## How to apply?

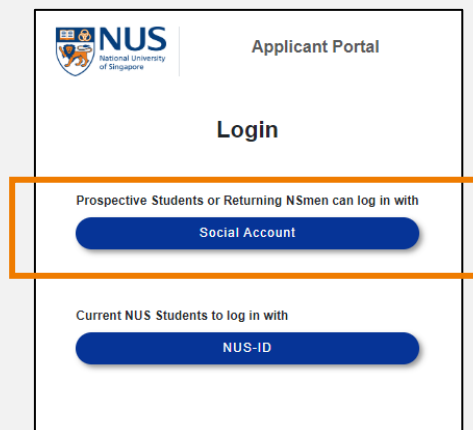
1. Do your research on the [NUS programmes](#).
2. Understand the admissions requirements.
3. Check the [programme prerequisites](#).

## How to log in to Applicant Portal?

You should log in to [Applicant Portal](#) with one of the following **social accounts**:

- Facebook
- Google (e.g. Gmail)
- Microsoft Account (e.g. Outlook or Hotmail)
- LinkedIn

If you do not have any of the above, you may click [here](#) to register using another email address to proceed to log in.



## How to reset or start a fresh application?

If you would like to reset or start a fresh application, follow the steps below:

- Log out (Button on the top right corner)
- Log in again with your [social account](#)
- Click on [Delete Draft](#), followed by [Continue to apply](#) to submit a fresh application.



## How to update or amend information submitted?

After submitting the application, you may amend your:

- Contact information
- Choice of study
- Achievements
- Answers to short response questions
- Interest for NUS College
- Household income declaration

You can do so via the [Applicant Portal](#) by the closing date applicable to your qualification.

Action	Application Status
Application	Application processing
<a href="#">Check application status</a> <a href="#">View original application submission</a> <a href="#">View current application record</a>	
<a href="#">Edit Application Record</a> <a href="#">Update contact information</a> <a href="#">Update choice of study</a> <a href="#">Update achievements</a> <a href="#">Update household income</a>	
<a href="#">Submit supporting documents</a> <a href="#">Pay application fee</a>	

## How to upload additional supporting documents after applying?

Home   Admission   Financial Aid   Scholarship			
Action	Application Status		
Application	Application processing		
Check application status			
View original application submission			
View current application record			
Edit Application Record			
Update contact information			
Update choice of study			
Update achievements			
Update household income			
Submit supporting documents			
Pay application fee			

After applying, you may upload additional supporting documents via [Applicant Portal](#) by the closing date of your qualification group.


Before uploading, name your file according to its type in English (e.g. "Passport"/ "High School results"). Upload your files under "**Other document**" if it does not belong to any specific categories.

## How to save my application and return later to complete it?

Click on **Save and Next** to save the information entered before proceeding to the next page of the form. To return to the previous page, click on the **back arrow**.



You may use the top Navigation Bar to return to the previous sections of the application form to review or amend any information that you have previously keyed in.



You can log in again using the **same social account** later to complete your submission before the application window closes.

## APPLICATION STEPS

### Apply With/ As

After logging in with your [social account](#) on [Applicant Portal](#), ensure that you select the correct application category.

You can only apply once in each application window.

### Apply With/As

Please select the correct application category. Any change in the selection will result in the reset of the data in this application form

Please select

- International Applicants with International Qualification
- Singapore Citizens / Singapore Permanent Residents with International Qualifications

### Declaration of University Candidature

You should apply as a [Transfer](#) applicant if you are:

- A Singapore Citizen/ Permanent Resident who is/ was enrolled in a University (local Autonomous University\* or overseas university).
- An international applicant with any high school qualification who is/ was enrolled in a local Autonomous University\*.
- An international applicant with Singapore-Cambridge GCE A-Level, Polytechnic Diploma from Singapore, International Baccalaureate (IB) Diploma or NUS High School qualification and is/ was enrolled in an overseas university.

Otherwise, you should indicate your university candidature accordingly.

\*Local Autonomous University refers to:

- National University of Singapore (NUS)
- Nanyang Technological University (NTU)
- Singapore Institute of Technology (SIT)
- Singapore Management University (SMU)
- Singapore University of Social Sciences (SUSS)
- Singapore University of Technology and Design (SUTD)

## University Candidature

Are you currently an undergraduate or former undergraduate of a university?\*

Yes  No

Note: Any false declaration in this section may render your application invalid and NUS may at its discretion withdraw any offer of admission made to you on the basis of false declaration

Next

## Declaration of International High School Qualification

Select your high school examination from the dropdown list. If you are unable to find your qualification, please select '**OTHER HIGH SCHOOL QUALIFICATIONS**'.

### International High School Qualification

Please select your high school examination

Please select

Next

## Personal Details

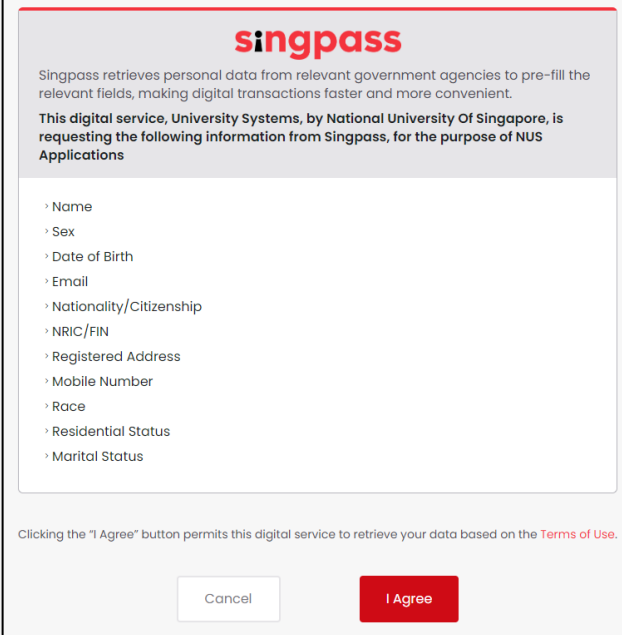
For **Singapore Citizen and Permanent Resident applicants**, you should use [Myinfo](#) to populate your personal details using Singpass.

Click on [Retrieve Myinfo with singpass](#) to proceed.

These fields may be amended if necessary:

- Marital status
- Email
- Mobile





**singpass**

Singpass retrieves personal data from relevant government agencies to pre-fill the relevant fields, making digital transactions faster and more convenient.

**This digital service, University Systems, by National University Of Singapore, is requesting the following information from Singpass, for the purpose of NUS Applications**

- › Name
- › Sex
- › Date of Birth
- › Email
- › Nationality/Citizenship
- › NRIC/FIN
- › Registered Address
- › Mobile Number
- › Race
- › Residential Status
- › Marital Status

Clicking the "I Agree" button permits this digital service to retrieve your data based on the [Terms of Use](#).

For **International applicants**, please enter your personal details manually.

**Please ensure the following:**

- Enter your full name according to your Passport or Identification Card
  - You may click [here](#) for the name format required.
- Provide a valid email address and mobile number.
  - Do not use a school-provided email address.
  - Applicants with valid Singapore mobile numbers will receive SMS alerts for admission updates (e.g. Shortlist for interview programme(s) or admission outcome).

## Residential Address

**If you have a Singapore residential address**, ensure that the residential address provided is accurate and remember to **include your unit number** (if applicable).

Applicants with a Singapore residential address are also encouraged to use the **Postal Code Search** function for information like Block/House Number and Street Name to be populated if you are not using [Myinfo](#).



Postal Code ?

## Alternative Contact

A person to contact for emergencies.

## National Service (NS) in Singapore

***\*Not applicable to international applicants***

**For Singapore Citizens and Permanent Residents:**

- Select “**Not Applicable**” if you are not required to fulfil full-time NS in Singapore.
- Select “**Exempted**” if you are granted exemption from full-time NS by MINDEF/MHA and submit the relevant supporting document(s).
- If your NS ORD falls on or before 4 August 2025, select “**Completing by commencement of academic year**”.

Click [here](#) for NUS Academic Calendar.

## Choice of Study

### NUS College

You may indicate your interest to be considered for [NUS College](#) in this section. You will need to answer additional questions and submit an essay at the end of this section for holistic assessment by NUS College.

### Single Degree Programme(s)

You can apply for a maximum of 8 Single Degree Programme (SDP).

Click on “**Add Programme**” to add your choice of study, and the “+” icon.



If you have applied for the common admission programme(s) such as Business Administration, Common Computer Science Programmes, Engineering and/ or Humanities and Sciences, you are also required to indicate your preferred major(s).

### Double Degree (DDP), Concurrent Degree (CDP), Double Major, Minor & Specialisation Programmes

You can apply for a maximum of 8 additional DDP, CDP, Double Major, Minor & Specialisation Programme(s).

The list of relevant DDPs, CDPs, Double Major, Minor and Specialisation Programmes will be displayed based on the SDP choices and corresponding preferred majors selected (applicable to Business Administration, Common Computer Science Programmes, Engineering, and Humanities and Sciences).

Any reselection of SDP choices will require you to re-select the CDPs, DDPs, Double Major, Minor, and Specialisation programmes accordingly.

## Education and Supporting Documents

Click on the relevant qualification type to learn more on how to complete the **Education** section in the application form and to access the list of Supporting Documents required.

- [International Qualifications \(Singapore Citizens / Permanent Residents\)](#)
- [International Qualifications \(International Applicants\)](#)

## Achievements

Applicants who have demonstrated a strong interest or aptitude for the programmes applied for may be considered under the [Aptitude-Based Admissions Scheme \(ABA\)](#).

You are required to answer [five short response questions](#) and list up to [four achievements](#).

If you have participated in any competitions under the International Science Olympiad, please indicate the details accordingly.

## Health and Support

Please complete this section if you have any (past or current) medical conditions, physical disability, drug or food allergy.

The information will help the University to determine the availability of provisions necessary to provide you with a positive learning experience during your studies at NUS.

## Other Information

Please indicate clearly if you have ever been:

- Arrested/ Charged in court/ Put on probation
- Convicted of an offence
- Suspended/ Expelled from an educational institution
- Terminated from employment or
- Part of any court or disciplinary proceedings

This information will enable the University to provide support during your studies at NUS. All information submitted will be treated confidentially.

## Tuition Grant (TG)

Singapore Permanent Residents and International Students are to indicate their intention to apply for Tuition Grant (TG). Singapore Citizens should declare accordingly.

For Singapore Permanent Residents and International Students who have accepted an NUS

offer with TG, you will pay subsidised fees and are required to work for a Singapore entity for three years upon graduation.

If you have accepted an NUS offer without TG, you will pay non-subsidised fees. You will also not be eligible for NUS and MOE funded or administered Financial Aid and Scholarships during your entire programme candidature.

You may find more details [here](#).

## Financial Aid

This is to indicate your intention to apply for Financial Aid. You are to submit a **separate** online application for Financial Aid [here](#).

## Household Income

You are to declare your household income information.

The University collects household income information of all applicants to increase awareness and assess the levels of financial aid for needy applicants. This has no impact or implication on your application outcome at all.

## Documents

You will be prompted to upload all relevant supporting documents when completing the online application form.

To submit additional documents **after** application, you may do so via the [Applicant Portal](#) by the respective closing dates.

## Declaration

This section requires your declaration that all the information provided in your application is correct.

## Application Confirmation

Please verify that the information provided is accurate before clicking **Submit**. To make any amendments:

- 1) Click **Back** and navigate to the relevant section.
- 2) Click **Save and Next** to save the revised information.
- 3) Click **Submit** to proceed with the application.

## Acknowledgement Page

Once submitted successfully, your Application Number will be displayed on the screen.

You may pay your non-refundable application fee of S\$10 (Singapore Citizen/ Permanent Resident) or S\$20 (International applicants) via Credit Card or PayNow. **The application is incomplete if the payment is not received by the application closing date.**

You will receive an email titled "*Acknowledgement of Application to NUS Undergraduate Programmes*" if your application has been received. Do remember to check your inbox, including junk and spam folders.